

# 搭地铁公交享优惠 就用广州地铁乘车码

Use the Guangzhou Metro QR Code for discounts on metro and bus services



地铁官方APP  
Guangzhou Metro Official APP



支付宝乘车码  
Alipay QR Code




微信小程序  
WeChat Mini Program

## 广州地铁



### 卫生间、母婴室和AED信息

Information on Toilets, Nurseries and AEDs  
along Guangzhou Metro



## 广州地铁在部分站点设置有卫生间

广州地铁在部分站点设置有卫生间，您可以通过广州地铁官方APP查询设置信息。部分站点同时设置有无障碍卫生间或第三卫生间。

Some stations of Guangzhou Metro are equipped with Toilets, you can inquire the setting stations via the official APP of Guangzhou Metro. Some stations provide Accessible Toilet/Family Toilet.



## 广州地铁在部分站点设置有母婴室

广州地铁在部分站点设置有母婴室，您可以通过广州地铁官方APP查询设置信息。

Guangzhou Metro equips some stations with Nurseries to provide convenience for mothers carrying infants, you can inquire the setting stations via the official APP of Guangzhou Metro.



## 广州地铁在车站设置有自动体外除颤器

广州地铁在车站设置有自动体外除颤器，您可以通过广州地铁官方APP查询设置信息。

All the stations of Guangzhou Metro are equipped with automated external defibrillators (AED), you can inquire the setting stations via the official APP of Guangzhou Metro.



扫码获取卫生间信息

Scan QR code to get toilet information

2

设施分布






Facilities Distribution

图例说明:  
Key to legends:

-  车站卫生间  
Station Toilet
-  站外市政公共卫生间  
Outside-the-station Public Toilet
-  站外商业场所卫生间  
Outside-the-station Commercial Premise Toilet
-  母婴室  
Nursery
-  自动体外除颤器  
AED

车站名称 Station	1 号线 Line 1	
	   	
西塱 Xilang	如有需要请与车站工作人员联系。 Please contact our staff if you need.	车站控制室附近 Near the Station Control Center
坑口 Kengkou	 A出口, 广百广场内, 出口直行约50米 Exit A, in Grandbuy Shopping Mall, go straight ahead from the Exit for about 50 meters	车站控制室附近 Near the Station Control Center
花地湾 Huadiwan	如有需要请与车站工作人员联系。 Please contact our staff if you need.	车站控制室附近 Near the Station Control Center
芳村 Fangcun	 十一号线站台(内环方向的尾端) Line 11 Platform(tail end toward inner circle)	车站控制室附近 Near the Station Control Center
	 十一号线站台(外环方向的头端) Line 11 Platform(head end toward outer circle)	
黄沙 Huangsha	 E出口通道 Exit E Channel	车站控制室附近 Near the Station Control Center
	 站厅非付费区 (靠近D口) Concourse Non-paid area(Near Exit D)	
长寿路 Changshou Lu	 E出口, 恒宝广场内, 出口直行30米再左转5米 Exit E, in Hengbao Plaza, go straight ahead from Exit for 30 meters, turn left and go for 5 meters	车站控制室附近 Near the Station Control Center
陈家祠 Chen Clan Academy	 站厅非付费区 (靠近E口) /八号线站台 (女卫生间在滘心方向的头端、男卫生间和第三卫生间在万胜围方向的尾端) Concourse Non-paid area(Near Exit E)/ Line 8 Platform ( women's toilet is at the head end toward Jiaoxin, men's toilet and family toilet are at the tail end toward Wanshengwei)	车站控制室附近 Near the Station Control Center
	 站厅非付费区 (靠近A/E口) Concourse Non-paid area(Near Exit A/E)	
西门口 Ximenkou	 B出口市政公共卫生间 (出口左转10米) Public toilet near Exit B (turn left from Exit B, 10 meters away)	车站控制室附近 Near the Station Control Center
公园前 Gongyuanqian	 J出口市政公共卫生间 (出站后向前直走约170米) Public toilet near Exit J (after going out of the station ,go straight ahead for about 170 meters)	车站控制室附近 Near the Station Control Center
	 站厅非付费区 (靠近J口) Concourse Non-paid area(Near Exit J)	

农讲所 Peasant Movement Institute	 A出口市政公共卫生间 (人行道右转130米) Public toilet near Exit A (turn right from the end of the pavement, walk 130 meters away)	车站控制室附近 Near the Station Control Center
烈士陵园 Martyrs' Park	 A出口, 未来城旁, 出口直行再转左约20米 Exit A, near Future City, go straight ahead from the Exit, turn left, and walk for about 20 meters	车站控制室附近 Near the Station Control Center
东山口 Dongshankou	 六号线站台 (香雪方向的头端与浔峰岗方向的尾端之间通道处) Line 6 Platform(in the passage between the head end toward Xiangxue and the tail end toward Xunfenggang)	车站控制室附近 Near the Station Control Center
	 六号线站厅付费区 Paid area of Line 6 concourse	
杨箕 Yangji	 F出口市政公共卫生间 (出口右转可见) Public toilet near Exit F (you can see it after turning right from Exit F)	车站控制室附近 Near the Station Control Center
体育西路 Tiyu Xilu	 C出口, 天河城商场内, 出口左转约50米 Exit C, in Teemmall ,turn left from the Exit and walk for about 50 meters	车站控制室 (靠近H口) Station Control Center (Near Exit H)
	 站厅非付费区 (靠近G口) Concourse Non-paid area(Near Exit G)	客服中心对面 (靠近A口) Service Center (Near Exit A)
体育中心 Tianhe Sports Center	 D3出口, 时尚天河商场内, 出口直行约70米 Exit D3, in Fashion Tianhe Plaza, go straight ahead from the Exit for about 70 meters	车站控制室附近 Near the Station Control Center
广州东站 Guangzhou East Railway Station	 G出口, 东方宝泰商场内, 出口直行再左转约80米 Exit G, in Po Park, go straight ahead from the Exit, turn left, and walk for about 80 meters	车站控制室附近 Near the Station Control Center
	 站厅非付费区 (靠近F口) Concourse Non-paid area(Near Exit F)	
车站名称 Station	<div>2 号线 Line 2</div>	
	<div></div>	<div></div>
广州南站 Guangzhou South Railway Station	二十二号线站台 (女卫生间和母婴室在陈头岗方向的尾端, 男卫生间和第三卫生间在番禺广场方向的头端) Line 22 Platform(women's toilet and nursery are at the tail end toward Chentougang, men's toilet and family toilet are at the head end toward Panyu Square)	车站控制室附近(靠近F口) Near the Station Control Center( Near Exit F)
	 佛山地铁二号线站厅付费区 (具体位置可咨询车站工作人员) In the concourse paid area of Foshan Metro Line 2 (please ask the station staff for the specific location)	站厅E口进闸机附近 Near the Gates at Entrance E of the Concourse
石壁 Shibi	 七号线站台 (燕山方向的头端) Line 7 Platform(head end toward Yanshan)	车站控制室附近 Near the Station Control Center
	 七号线站厅 (付费区) Paid area of Line 7 concourse	
会江 Huijiang	C出口, 巨大产业园二期东塔12栋内, 出口直行约100米 Exit C, in Building 12, East, Vtrek Innovation Industry Park Phase II,after going out of the station, go straight ahead for about 100 meters	站厅C出入口车控室附近 Near the Station Control Center at Exit C of the Concourse

南浦 Nanpu	 C出口市政公共卫生间（沿人行道左转约50米） Public toilet near Exit C (walking along the pavement and turn left, walk 50 meters away)	车站控制室附近 Near the Station Control Center
洛溪 Luoxi	 C出口，喜邻里商业中心内，出口直行约200米 Exit C, in Hey Linli Community Center, go straight from the Exit for about 200 meters	车站控制室附近 Near the Station Control Center
南洲 Nanzhou	 广佛线站台（新城东方向的头端） Guangfo Line Platform(head end toward Xincheng Dong)	车站控制室附近 Near the Station Control Center
	 站厅非付费区（靠近A口） Concourse Non-paid area(Near Exit A)	
东晓南 Dongxiaonan	 B出口，东晓胜汇里内，出口右转约200米 Exit B, in Dongxiao Victory Convergence, turn right from the Exit and walk for about 200 meters	车站控制室附近 Near the Station Control Center
江泰路 Jiangtai Road	 十一号线站台（内环方向的头端、外环方向尾端） Line 11 Platform(head end toward inner circle/ tail end toward outer circle)	二号线车站控制室附近（靠近D口） Near the control center of Line 2 station( Near Exit D) 十一号线站厅中部智能客服中心附近 Near the smart customer service center at center of Line 11 concourse
		
昌岗 Changgang	 E出口，海珠合生生活天地二层，出口直行约100米 C1出口，广东现代广告创意中心二层，出口直行约100米 Exit E, on the 2nd floor of Haizhu Hopson Life Center, go straight ahead from the Exit for about 100 meters Exit C1, on the 2nd floor of Guangdong Modern Advertising Creative Center, go straight ahead from the Exit for about 100 meters	车站控制室附近 Near the Station Control Center 站厅E出口出闸机附近 Near the Gates at Exit / Entrance E of the Concourse
	 八号线站厅中部（非付费区） Central concourse of Line 8（Non-paid area）	
江南西 Jiangnanxi	 B出口通道，江南新地商场内，出口右转直行约30米 Exit B Channel, in Jiangnan Sunday, turn right from the Exit and walk for about 30 meters	车站控制室附近 Near the Station Control Center
市二宫 The 2nd Workers' Cultural Palace	 B出口，富基广场内，出口右转约50米 Exit B, in FUJE GRANDFIELD, turn right from the Exit and walk for about 50 meters	车站控制室附近 Near the Station Control Center
	 站厅非付费区（靠近D口） Concourse Non-paid area(Near Exit D)	
海珠广场 Haizhu Square	 F出口通道 Exit F Channel	车站控制室附近 Near the Station Control Center
	 站厅非付费区（靠近A口） Concourse Non-paid area(Near Exit A)	
公园前 Gongyuanqian	 J出口市政公共卫生间（出站后向前直走约170米） Public toilet near Exit J (after going out of the station ,go straight ahead for about 170 meters)	车站控制室附近 Near the Station Control Center
	 站厅非付费区（靠近J口） Concourse Non-paid area(Near Exit J)	
纪念堂 Sun Yat-sen Memorial Hall	 C出口，对面中山纪念堂内步行约30米 Exit C, in Sun Yat-sen Memorial Hall (across the street from the exit), enter the memorial hall, and walk for about 30 meters from the exit.	车站控制室附近 Near the Station Control Center
越秀公园 Yuexiu Park	 B1出口市政公共卫生间（出站右转前行30米） Public toilet near Exit B1 (after walking out of the station, turn right, 30 meters away)	车站控制室附近 Near the Station Control Center

广州火车站 Guangzhou Railway Station	 D2出口市政公共卫生间（出口右转约100米） Public toilet near Exit D2 (turn right from the Exit and walk for about 100 meters)	车站控制室附近 Near the Station Control Center
三元里 Sanyuanli	 C1出口，卜蜂莲花内，出口右转约30米 Exit C1, in Lotus, turn right from the Exit and walk for about 30 meters B出口，汇德广场内，出口右转约50米 Exit B, in GLOBAL COFFEE CENTER, turn right from the Exit and walk for about 50 meters	车站控制室附近 Near the Station Control Center
飞翔公园 Feixiang Park	 C出口，无限极广场B座内，出口直行约150米 Exit C, in Building B, Infinitus Plaza, go straight from the Exit for about 150 meters	车站控制室附近 Near the Station Control Center
白云公园 Baiyun Park	 C出口通道 Exit C Channel	车站控制室附近 Near the Station Control Center
白云文化广场 Baiyun Culture Square	 A出口，公交总站内，A口左侧通道直行约50米 Exit A, in the bus terminus, follow the passageway on the left side of Exit A and walk straight ahead for about 50 meters	车站控制室附近 Near the Station Control Center
萧岗 Xiao-gang	 B出口市政公共卫生间（B口出去往后走50米） Public toilet near Exit B (go out of the exit B and walk backwards 50 meters)	车站控制室附近 Near the Station Control Center
	 站厅非付费区（靠近客服中心） Concourse Non-paid area(Near The Customer Service Center)	
江夏 Jiangxia	 B出口，江夏新天地商业广场内，出口直行约50米 Exit B, in Jiangxia Xintiandi Shopping Mall, go straight ahead from the Exit for about 50 meters	车站控制室附近 Near the Station Control Center
黄边 Huangbian	 B出口，黄边美食广场二楼，出口左转约50米 D出口，设计之都商场负一层，出口左转约100米 Exit B, on the 2nd floor of Huangbian Food Court, turn left from the Exit and walk for about 50 meters Exit D, B1 floor of Guangzhou City of Design Time Ville, turn left from the Exit and walk for about 100 meters	车站控制室附近 Near the Station Control Center
嘉禾望岗 Jiahewanggang	 B出口（出口左转约30米） 站厅非付费区（靠近E口） Exit B (turn left, about 30 meters away) Concourse Non-paid area( Near Exit E)	站厅H出入口闸机附近 站厅A出入口附近 站厅B出入口车控室附近 Near the Gates at Exit/ Entrance H of the Concourse Near Exit/Entrance A of the Concourse Near the Station Control Center at Exit B of the Concourse
	 站厅非付费区（靠近E口） Concourse Non-paid area( Near Exit E)	
车站名称 Station	3 号线 Line 3	
	   	
海傍 Haibang	 站内付费区一楼(四号线) Paid Area of 1st Floor Concourse(Line 4) 三号线站台（海傍方向头端） Line 3 Platform (head end toward Haibang) 站厅非付费区（靠近E口） Concourse Non-paid area(Near Exit E)	车站控制室附近 Near the Station Control Center
	 三号线站台（海傍方向头端） Line 3 Platform (head end toward Haibang)	
海涌路 Haichong Lu	  站台（海傍方向尾端） Platform (tail end toward Haibang)	车站控制室附近 Near the Station Control Center
石碁南 Shiqinan	  站台（海傍方向头端、天河客运站方向头端） Platform (head end toward Haibang / head end toward Tianhe Coach Terminal)	车站控制室附近 Near the Station Control Center




傍江 Bangjiang	  站台（海傍方向头端） Platform (head end toward Haibang)	车站控制室附近 Near the Station Control Center
番禺广场 Panyu Square	  十八号线站台（万顷沙方向的头端） 二十二号线站台（陈头岗方向的尾端） Line 18 Platform (head end toward Wanqingsha) Line 22 Platform (tail end toward Chentougang)	车站控制室附近 Near the Station Control Center 十八号线站厅换乘通道附近 Near the transfer passage of stations along Line 18
市桥 Shiqiao	 A出口市政公共卫生间（出口左转约 2 0 米） Public toilet near Exit A (after going out of the station, turn left, 20meters away)	车站控制室附近 Near the Station Control Center
汉溪长隆 Hanxi Changlong	  七号线站台（燕山方向的尾端） Line 7 Platform (tail end toward Yanshan) ----- 站厅非付费区（靠近E口） Concourse Non-paid area (Near Exit E)	车站控制室附近 Near the Station Control Center
大石 Dashi	如有需要请与车站工作人员联系。 Please contact our staff if you need.	车站控制室附近 Near the Station Control Center
厦滘 Xiajiao	 A/B出口公交站场市政公共卫生间 (出站后直行约100米) Public toilet of the Bus Terminal near Exit A/B (go straight ahead from the Exit for about 100 meters)	车站控制室附近 Near the Station Control Center
沥滘 Lijiao	  广佛线站台中部（新城东方向） In the middle of the Guangfo Line Platform (Bound for Xincheng Dong) ----- 站厅非付费区（靠近A口） Concourse Non-paid area (Near Exit A)	车站控制室附近 Near the Station Control Center
大塘 Datang	  十一号线站台（外环方向的头端、内环方向的尾端） Line 11 Platform (head end toward outer circle/ tail end toward inner circle)	车站控制室附近 Near the Station Control Center
客村 Kecun	 C出口，丽影广场内，出口直行约30米再右转10米。 D出口，丽影广场内，出口直行再右转约30米。 Exit C, in Living Mall, go straight ahead from the Exit for about 30 meters, turn right, and walk for 10 meters. Exit D, in Living Mall, go straight ahead from the Exit, turn right, and walk for about 30 meters -----  站厅非付费区（靠近B口） Concourse Non-paid area (Near Exit B)	车站控制室附近 Near the Station Control Center
广州塔 Canton Tower	  APM线站厅付费区 Paid area of APM Line concourse -----  APM线站厅非付费区 Non-paid area of APM Line concourse	车站控制室附近 Near the Station Control Center
珠江新城 Zhujiang New Town	  D出口，高德置地广场内，出口直行约150米 Exit D, in GT Land Plaza, go straight ahead from the Exit for about 150 meters -----  站厅非付费区（靠近D口） Concourse Non-paid area (Near Exit D)	站厅A出入口闸机附近 Near the Exit Gates at Exit/ Entrance A of the Concourse 站厅C出入口车站控制室 附近 Near the Station Control Center at Exit/Entrance C of the Concourse
体育西路 Tiyu Xilu	  C出口，天河城商场内，出口左转约50米 Exit C, in Teemmall, turn left from the Exit and walk for about 50 meters -----  站厅非付费区（靠近G口） Concourse Non-paid area (Near Exit G)	车站控制室（靠近H口） Station Control Center (Near Exit H) 客服中心对面（靠近A口） Across from the Customer Service Center (Near Exit A)
林和西 Linhexi	 B出口市政公共卫生间（出口直行约80米） Public toilet near Exit B (after going out of the station, go straight ahead for about 80 meters)	车站控制室附近 Near the Station Control Center

广州东站 Guangzhou East Railway Station	  G出口，东方宝泰商场内，出口直行再左转约80米 Exit G, in Po Park, go straight ahead from the Exit, turn left, and walk for about 80 meters -----  站厅非付费区（靠近F口） Concourse Non-paid area (Near Exit F)	车站控制室附近 Near the Station Control Center
燕塘 Yantang	 六号线站台(男卫生间、无障碍卫生间在香雪方向的头端，女卫生间在浔峰岗方向的尾端) Line 6 Platform (men's toilet and accessible toilet are at the head end toward Xiangxue, women's toilet is at the tail end toward Xunfenggang)	车站控制室附近 Near the Station Control Center 站厅C口附近 Near Exit C of the Concourse
梅花园 Meihuayuan	如有需要请与车站工作人员联系。 Please contact our staff if you need.	车站控制室附近 Near the Station Control Center
京溪南方医院 Jingxi Nanfang Hospital	 D出口，润祥大厦内，出口左转约50米 Exit D, in Runxiang Building, turn left from the Exit and walk for about 50 meters	车站控制室附近 Near the Station Control Center
同和 Tonghe	 A出口，金铂天地，出口左转约100米 Exit A, in Kingbuy Plaza, turn left from the Exit and walk for about 100 meters	车站控制室附近 Near the Station Control Center
永泰 Yongtai	 A出口，学山生活广场，出口左转约100米 Exit A, in Xueshan Life Plaza, turn left from the Exit and walk for about 100 meters	车站控制室附近 Near the Station Control Center
白云大道北 Baiyundadaobei	 A1出口，华德（HD）加油站便利店内，出口直行约30米 Exit A1, in the convenience store of HD Gas Station, go straight ahead from the Exit for about 30 meters	车站控制室附近 Near the Station Control Center
嘉禾望岗 Jiahewanggang	  B出口（出口左转约30米）、站厅非付费区（靠近E口） Exit B (turn left, about 30 meters away) / Concourse Non-paid area (Near Exit E) -----  站厅非付费区（靠近E口） Concourse Non-paid area (Near Exit E)	站厅H出入口闸机附近 站厅A出入口附近 站厅B出入口车控室附近 Near the Gates at Exit/ Entrance H of the Concourse Near Exit/Entrance A of the Concourse Near the Station Control Center at Exit B of the Concourse
龙归 Longgui	 B2出口，万民广场内，出口直行约50米 A出口，万民美食广场二楼，出口左转约100米 Exit B2, in Wanmin Square, go straight ahead from the Exit for about 50 meters Exit A, on the 2nd floor of the food plaza of Wanmin Square, turn left from the Exit and walk for about 100 meters	车站控制室附近 Near the Station Control Center
人和 Renhe	 C2出口，华通广场内，出口右转约100米 Exit C2, in Huatong Plaza, turn right from the Exit and walk for about 100 meters	车站控制室附近 Near the Station Control Center
高增 Gaozeng	  D出口（出口左转约10米） Exit D (turn left from the exit and walk for about 10 meters) -----  站厅非付费区（靠近B口） Concourse Non-paid area (Near Exit B)	车站控制室附近 Near the Station Control Center 换乘平台九号线专用电梯附近 Near the Accessible Elevator of line 9 for the Transfer Platform
机场南 Airport S.	 非付费区左右两侧，白云机场T1航站楼内，出口左转或右转约10米 On the left and right sides of the non-paid area, and in Guangzhou Baiyun International Airport Terminal 1, turn left or right at the Exit for about 10 meters -----  站厅付费区（靠近警务室） Concourse paid area (Near Community Police Office)	车站控制室附近 Near the Station Control Center
机场北 Airport N.	  站台（体育西路、海傍方向的尾端） Platform (tail end toward Tiyu Xilu\ Haibang)	车站控制室附近 Near the Station Control Center

石牌桥 Shipaiqiao	 A出口，万菱汇内，出口右转约30米； D出口，太古汇内，约50米 Exit A, in OneLink Walk,turn right from the Exit and walk for about 30 meters Exit D, about 50 meters in TaiKoo Hui	车站控制室附近 Near the Station Control Center
岗顶 Gangding	 A出口，天娱广场内，出口直行约100米 C出口，百脑汇内，出口右转约100米 Exit A, in The Plaza, go straight ahead from the Exit for about 100 meters Exit C, in Buynow, turn right from the Exit and walk for about 100 meters	车站控制室附近 Near the Station Control Center
华师 South China Normal University	  十一号线站台（外环方向的头端） Line 11 platform (head end toward outer circle)	三号线车站控制室附近 Near the control center of Line 3 station 十一号线车站控制室附近（靠近F口） Near the control center of Line 11 station (near Exit F)
五山 Wushan	 B1出口市政公共卫生间（出口左转约50米） Public toilet near Exit B1 (after going out of the station, turn left, 50 meters away)	车站控制室附近 Near the Station Control Center
天河客运站 Tianhe Coach Terminal	 D出口通道 Exit D Channel -----  站厅非付费区（靠近B口） Concourse Non-paid area(Near Exit B)	车站控制室附近 Near the Station Control Center
车站名称 Station	 4号线 Line 4 -----     	
南沙客运港 Nansha Passenger Port	  站台（南沙客运港方向的尾端、黄村方向的头端） Platform(head end toward Huangcun\the tail end toward Nansha Passenger Port)	车站控制室附近 Near the Station Control Center
南横 Nanheng	 站台（黄村方向的头端） Platform(head end toward Huangcun) -----  站台（南沙客运港方向的头端） Platform(head end toward Nansha Passenger Port)	车站控制室附近 Near the Station Control Center
塘坑 Tangkeng	  站台（南沙客运港方向的头端） Platform(head end toward Nansha Passenger Port)	车站控制室附近 Near the Station Control Center
大涌 Dachong	 站台（南沙客运港方向的头端） Platform(head end toward Nansha Passenger Port) -----  站台（黄村方向的头端） Platform (head end toward Huangcun)	车站控制室附近 Near the Station Control Center
广隆 Guanglong	  站台（南沙客运港方向的头端） Platform(head end toward Nansha Passenger Port)	车站控制室附近 Near the Station Control Center
飞沙角 Feishajiao	 站台（黄村方向的头端） Platform(head end toward Huangcun) -----  站台（南沙客运港方向的头端） Platform(head end toward Nansha Passenger Port)	车站控制室附近 Near the Station Control Center

金洲 Jinzhou	 A出口，天桥右侧万食汇美食广场内，出口右转约50米 Exit A, in the food plaza of Wanshihui, at the pedestrian bridge's right, turn right from the Exit and walk for about 50 meters	车站控制室附近 Near the Station Control Center
蕉门 Jiaomen	 首层站厅A口出站右转 Turn right from Exit A of 1st Floor Concourse	站厅B出入口客服中心附近 Near the Customer Service Center at Exit/Entrance B of the Concourse
黄阁 Huangge	 站内付费区二楼 Paid Area of 2nd Floor Concourse	车站控制室附近 Near the Station Control Center
黄阁汽车城 Huangge Auto Town	 站内付费区二楼 Paid Area of 2nd Floor Concourse	车站控制室附近 Near the Station Control Center
庆盛 Qingsheng	 首层站厅（靠近D口）/二层站厅 1st Floor Concourse (Near Exit D) 2nd Floor Concourse -----  2号站台（南沙客运港方向） Platform No.2 (Bound for Nansha Passenger Port)	车站控制室附近 Near the Station Control Center
东涌 Dongchong	 站内付费区一楼 Paid Area of 1st Floor Concourse -----  站厅付费区（车站控制室附近） Concourse paid area(Near the Station Control Center)	站厅B出入口闸机附近 Near the Entrance Gates at Exit/Entrance B of the Concourse
低涌 Dichong	 站内付费区一楼 Paid Area of 1st Floor Concourse -----  站厅非付费区（靠近A口） Concourse Non-paid area(Near Exit A)	车站控制室附近 Near the Station Control Center
海傍 Haibang	站内付费区一楼(四号线) Paid Area of 1st Floor Concourse(Line 4) 三号线站台（海傍方向头端） Line 3 Platform (head end toward Haibang) 站厅非付费区（靠近B口） Concourse Non-paid area (Near Exit E) -----  三号线站台（海傍方向头端） Line 3 Platform (head end toward Haibang)	车站控制室附近 Near the Station Control Center
石碁 Shiqi	 站内付费区一楼 Paid Area of 1st Floor Concourse -----  站厅付费区 Concourse paid area	车站控制室附近 Near the Station Control Center
新造 Xinzao	 A1出口市政公共卫生间（出口直行约75米） Public toilet near Exit A1 (after going out of the station, go straight ahead for about 75 meters)	车站控制室附近 Near the Station Control Center
大学城南 Higher Education Mega Center S.	 C出口通道 Exit C Channel	车站控制室附近 Near the Station Control Center 站厅A出入口附近 Near Exit A of the Concourse
大学城北 Higher Education Mega Center N.	 E1出口，创智园内，出口左转约30米 Exit E1, in Chuangzhi Park, turn left from the Exit and walk for about 30 meters	车站控制室附近 Near the Station Control Center
官洲 Guanzhou	如有需要请与车站工作人员联系。 Please contact our staff if you need.	站厅入闸机处 Near the Entrance Gates of the Concourse

万胜围 Wanshengwei	 <div>A出口，万胜广场内，出口右转约100米 Exit A, in Wansheng Plaza, turn right from the Exit and walk for about 100 meters Exit D, in Poly Plaza,turn left from the Exit and walk for about 100 meters</div>	车站控制室附近 Near the Station Control Center
车陂南 Chebeinan	 <div>C出口（出口右手边可见） Exit C(you can see it after turning right from Exit C)</div>	车站控制室附近 Near the Station Control Center 站厅中部付费区商铺对面 Opposite to the Store in the Paid Area in the Middle of the Concourse
车陂 Chebei	如有需要请与车站工作人员联系。 Please contact our staff if you need.	车站控制室附近 Near the Station Control Center
黄村 Huangcun	  <div>二十一号线站台(男卫生间、第三卫生间在增城广场方向的尾端，女卫生间和母婴室在天河公园方向的头端) Line 21 Platform( men's toilet and family toilet are at the tail end toward Zengcheng Square, women's toilet and nursery are at the head end toward Tianhe Park)</div>	站厅D出入口车控室附近 站厅F出入口车控室附近 Near the Station Control Center at Exit D of the Concourse Near the Station Control Center at Exit F of the Concourse
车站名称 Station		
	                                  	

车陂南 Chebeinan	 C出口（出口右手边可见） Exit C(you can see it after turning right from Exit C)	车站控制室附近 Near the Station Control Center 站厅中部付费区商铺对面 Opposite to the Store in the Middle of the Concourse
东圃 Dongpu	如有需要请与车站工作人员联系。 Please contact our staff if you need.	车站控制室附近 Near the Station Control Center
三溪 Sanxi	 C出口，美林M·LIVE天地内，出口右转约100米 Exit C, in Mayland M-LIVE Plaza, turn right from the Exit and walk for about 100 meters	车站控制室附近 Near the Station Control Center
鱼珠 Yuzhu	 C出口（出口右转约10米） 十三号线站台（鱼珠方向的头端） Exit C(turn right from the Exit and walk for about 10 meters) Line 13 Platform(head end toward Yuzhu)  十三号线站台（鱼珠方向的头端） Line 13 Platform(head end toward Yuzhu)	车站控制室附近 Near the Station Control Center
大沙地 Dashadi	 A出口市政公共卫生间（出口左转约5米） Public toilet near Exit A (turn left from the Exit and walk for about 5 meters)  站厅非付费区（靠近C口） Concourse Non-paid area(Near Exit C)	车站控制室附近 Near the Station Control Center
大沙东 Dashadong	 七号线站台（美的大道方向的头端） 七号线站厅非付费区通道（与五号线连通处） Line 7 Platform (head end toward Meidi Dadao)  Non-paid area of Line 7 concourse (passage access to Line 5)	车站控制室附近 Near the Station Control Center
文冲 Wenchong	 D出口，沃尔玛超市内，出口左转约20米 Exit D, in Walmart, turn left from the Exit and walk for about 20 meters	车站控制室附近 Near the Station Control Center
双沙 Shuangsha	  站台（黄埔新港方向的头端） Platform(head end toward Huangpu New Port)	车站控制室附近 Near the Station Control Center
庙头 Miaotou	  站台（滘口方向的头端） Platform(head end toward Jiaokou)	车站控制室附近 Near the Station Control Center
夏园 Xiayuan	 五号线站台（黄埔新港方向的头端） 十三号线站台（新沙方向的头端） Line 5 Platform(head end toward Huangpu New Port)  Line 13 Platform(head end toward Xinsha)	站厅A、C出口附近 Near Exit A/C of the Concourse
保盈大道 Baoying Dadao	 站台（女卫生间在黄埔新港方向的头端，男卫生间、母婴室和第三卫生间在滘口方向的尾端） Platform(women's toilet is at the head end toward Huangpu New Port, men's toilet, nursery and family toilet are at the tail end toward Jiaokou) 	车站控制室附近 Near the Station Control Center
夏港 Xiagang	 站台（女卫生间和母婴室在滘口方向的尾端，男卫生间和第三卫生间在黄埔新港方向的头端） Platform(women's toilet and nursery are at the tail end toward Jiaokou, men's toilet and family toilet are at the head end toward Huangpu New Port) 	车站控制室附近 Near the Station Control Center

黄埔新港 Huangpu New Port	 站台（滘口方向的头端、黄埔新港方向的头端） C口通道 Platform ( the head end toward Jiaokou \ the head end toward Huangpu New Port) Exit C Channel  站台（滘口方向的头端、黄埔新港方向的头端） Platform (the head end toward Jiaokou \ the head end toward Huangpu New Port)	车站控制室附近 Near the Station Control Center
车站名称 Station	 6 号线 Line 6      	
浔峰岗 Xunfenggang	 站厅非付费区 Concourse Non-paid Area	车站控制室附近 Near the Station Control Center
横沙 Hengsha	 A出口 Exit A	车站控制室附近 Near the Station Control Center
沙贝 Shabei	 站厅非付费区 Concourse Non-paid Area	车站控制室附近 Near the Station Control Center
河沙 Hesha	 站台中部 In the middle of the platform	车站控制室附近 Near the Station Control Center
坦尾 Tanwei	 F出口 Exit F	五号线夹层站厅客服中心附近 Near Line 5 Mezzanine Concourse Customer Service Center 首层站厅门出入口出闸机附近 Near the Exit Gates at Entrance/Exit J of the 1/F Concourse
如意坊 Ruyifang	 六号线站台（浔峰岗方向的头端） Line 6 Platform(head end toward Xunfenggang)  站厅非付费区（靠近B口） Non-paid area of Line 6 concourse(Near Exit B)  十一号线站台（女卫生间和母婴室在外环方向的头端、男卫生间和第三卫生间在内环方向的尾端） Line 11 Platform(women's toilet and nursery are at the head end toward outer circle,,men's toilet and family toilet are at the tail end toward inner circle) 	车站控制室附近 Near the Station Control Center
黄沙 Huangsha	 E出口通道 Exit E Channel  站厅非付费区（靠近D口） Concourse Non-paid area(Near Exit D)	车站控制室附近 Near the Station Control Center
文化公园 Cultural Park	 站厅非付费区（靠近B口）/八号线站台（万胜围方向的头端与滘心方向的尾端之间通道处） Concourse Non-paid area(Near Exit B) / Line 8 Platform(in the passage between the head end toward Wanshengwei and the tail end toward Jiaoxin)  八号线站台（滘心方向的尾端） Line 8 Platform(tail end toward Jiaoxin)	车站控制室附近 Near the Station Control Center 站厅A出入口出闸机附近 Near the Entrance Gates at Exit /Entrance A of the Concourse



一德路 Yide Lu	<div>B出口，海珠市场内，出口对面约50米 Exit B, in Haizhu Market, about 50 meters away across from the Exit</div> <div>站厅付费区 Concourse paid area</div>	车站控制室附近 Near the Station Control Center
海珠广场 Haizhu Square	<div>F出口通道 Exit F Channel</div> <div>站厅非付费区（靠近A口） Concourse Non-paid area(Near Exit A)</div>	车站控制室附近 Near the Station Control Center
北京路 Beijing Lu	<div>B出口，粤海天河城内，出口左转约100米 Exit B, in Teem Tower, turn left from the Exit and walk for about 100 meters</div>	车站控制室附近 Near the Station Control Center
团一大广场 Tuanyida Square	<div>站台中部 In the middle of the Platform</div>	车站控制室附近 Near the Station Control Center
东湖 Donghu	<div>B1口出，出口直行约45米 Exit B1,go straight ahead from the Exit for about 45 meters</div>	车站控制室附近 Near the Station Control Center
东山口 Dongshankou	<div>六号线站台（香雪方向的头端与浔峰岗方向的尾端之间通道处） Line 6 Platform(in the passage between the head end toward Xiangxue and the tail end toward Xunfenggang)</div> <div>六号线站厅付费区 Paid area of Line 6 concourse</div>	车站控制室附近 Near the Station Control Center
区庄 Ouzhuang	<div>C出口市政公共卫生间（出口往后3米斜坡下） Public toilet near Exit C (go out of the exit and walk backwards 3 meters, at the bottom of the slope)</div> <div>夹层站厅（靠近换乘六号线扶梯） Interlayer concourse (Near the escalator for interchange to Line 6)</div>	车站控制室附近 Near the Station Control Center 站厅B出入口入闸机附近 Near the Entrance Gates at Exit /Entrance B of the Concourse
黄花岗 Huanghuagang	<div>站厅夹层（靠近A口） Interfloor of Concourse Exit A</div>	车站控制室附近 Near the Station Control Center
沙河顶 Shaheding	<div>站台（香雪方向的尾端） Platform(tail end toward Xiangxue)</div>	车站控制室附近 Near the Station Control Center
沙河 Shahe	<div>负一层站厅进闸机附近（付费区） Near the gates at the entrance of Floor B1 concourse (paid area)</div>	站厅层车控室附近 负一站厅层中部 Near the control center on the concourse floor, in the middle of Floor B1 station concourse
天平架 Tianpingjia	<div>A出口通道 Exit A Channel</div>	车站控制室附近 Near the Station Control Center
燕塘 Yantang	<div>六号线站台（男卫生间、无障碍卫生间在香雪方向的头端，女卫生间在浔峰岗方向的尾端） Line 6 Platform(men's toilet and accessible toilet are at the head end toward Xiangxue, women's toilet is at the tail end toward Xunfenggang)</div>	车站控制室附近 Near the Station Control Center 站厅C口附近 Near Exit C of the Concourse
天河客运站 Tianhe Coach Terminal	<div>D出口通道 Exit D Channel</div> <div>站厅非付费区（靠近B口） Concourse Non-paid area(Near Exit B)</div>	车站控制室附近 Near the Station Control Center

长湔 Changban	<div>站台（浔峰岗方向的头端） Platform(head end toward Xunfenggang)</div>	车站控制室附近 Near the Station Control Center
植物园 Botanical Garden	<div>站台（浔峰岗方向的尾端、香雪方向的尾端） Platform(tail end toward Xunfenggang \ tail end toward Xiangxue</div> <div>站厅非付费区（靠近A口） Concourse Non-paid area(Near Exit A)</div>	车站控制室附近 Near the Station Control Center
龙洞 Longdong	<div>站台（香雪方向的头端） Platform(head end toward Xiangxue)</div>	车站控制室附近 Near the Station Control Center
柯木塱 Kemulang	<div>站台（香雪方向的尾端） Platform(tail end toward Xiangxue)</div> <div>站厅付费区 Concourse paid area</div>	车站控制室附近 Near the Station Control Center
高塘石 Gaotangshi	<div>站台（香雪方向的头端） Platform(head end toward Xiangxue)</div> <div>站厅非付费区（靠近B口） Concourse Non-paid area(Near Exit B)</div>	车站控制室附近 Near the Station Control Center
黄陂 Huangbei	<div>站台（浔峰岗方向的头端） Platform(head end toward Xunfenggang)</div>	车站控制室附近 Near the Station Control Center
金峰 Jinfeng	<div>站台（浔峰岗方向的头端） Platform(head end toward Xunfenggang)</div> <div>站厅非付费区（靠近D口） Concourse Non-paid area(Near Exit D)</div>	车站控制室附近 Near the Station Control Center
暹岗 Xiangang	<div>站台（浔峰岗方向的头端） Platform(head end toward Xunfenggang)</div> <div>站厅付费区 Concourse paid area</div>	车站控制室附近 Near the Station Control Center
苏元 Suyuan	<div>六号线站台（香雪方向的头端） 二十一号线站台（增城广场方向的尾端） Line 6 Platform (head end toward Xiangxue) Line 21 Platform(tail end toward Zengcheng Square)</div> <div>二十一号线站台（增城广场方向的尾端） Line 21 Platform(tail end toward Zengcheng Square)</div>	站厅B口附近 Near Exit B of the Concourse 站厅D口附近 Near Exit D of the Concourse
萝岗 Luogang	<div>六号线站台（香雪方向的尾端） 七号线站台（美的大道方向的尾端） Line 6 Platform(tail end toward Xiangxue) Line 7 Platform(tail end toward Meidi Dadao)</div> <div>七号线站台（美的大道方向的尾端） Line 7 Platform(tail end toward Meidi Dadao)</div>	车站控制室附近 Near the Station Control Center
香雪 Xiangxue	<div>站台（浔峰岗方向的头端） Platform(head end toward Xunfenggang)</div>	车站控制室附近 Near the Station Control Center

车站名称 Station	7 号线 Line 7	
	   	
美的大道 Meidi Dadao	  站台（美的大道方向的头端） Platform(head end toward Meidi Dadao)	车站控制室附近 Near the Station Control Center
北滘公园 Beijiao Park	  站台（燕山方向的尾端、美的大道方向的头端） Platform(tail end toward Yanshan\ head end toward Meidi Dadao)	车站控制室附近 Near the Station Control Center
美的 Midea	  站台（美的大道方向的头端） Platform(head end toward Meidi Dadao)	车站控制室附近 Near the Station Control Center
南涌 Nanchong	  站台（美的大道方向的尾端） Platform(tail end toward Meidi Dadao)	车站控制室附近 Near the Station Control Center
锦龙 Jinlong	  站台（燕山方向的头端） Platform(head end toward Yanshan)	车站控制室附近 Near the Station Control Center
陈村 Chencun	  站台（美的大道方向的头端） Platform(head end toward Meidi Dadao)	车站控制室附近 Near the Station Control Center
陈村北 Chencunbei	  站台（美的大道方向的头端） Platform(head end toward Meidi Dadao)	车站控制室附近 Near the Station Control Center
大洲 Dazhou	  站台（燕山方向的头端） Platform(head end toward Yanshan)	车站控制室附近 Near the Station Control Center
广州南站 Guangzhou South Railway Station	  二十二号线站台（女卫生间和母婴室在陈头岗方向的尾端，男卫生间和第三卫生间在番禺广场方向的头端） Line 22 Platform(women's toilet and nursery are at the tail end toward Chentougang, men's toilet and family toilet are at the head end toward Panyu Square) 佛山地铁二号线站厅付费区 （具体位置可咨询车站工作人员） In the concourse paid area of Foshan Metro Line 2 (please ask the station staff for the specific location)	车站控制室附近(靠近F口) Near the Station Control Center( Near Exit F ) 站厅E口进闸机附近 Near the Gates at Entrance E of the Concourse 站厅非付费区(靠近R口) Concourse Non-paid area ( Near Exit R ) 车站控制室附近(靠近M口) Near the Station Control Center( Near Exit M )
石壁 Shibi	  七号线站台（燕山方向的头端） Line 7 Platform(head end toward Yanshan)  七号线站厅（付费区） Paid area of Line 7 concourse	车站控制室附近 Near the Station Control Center
谢村 Xiecun	  站台（美的大道方向的头端） Platform(head end toward Meidi Dadao)	车站控制室附近 Near the Station Control Center
钟村 Zhongcun	  站台（燕山方向的尾端） Platform(tail end toward Yanshan)	车站控制室附近 Near the Station Control Center
汉溪长隆 Hanxi Changlong	  七号线站台（燕山方向的尾端） Line 7 Platform(tail end toward Yanshan)  站厅非付费区（靠近E口） Concourse Non-paid area(Near Exit E)	车站控制室附近 Near the Station Control Center

南村万博 Nancun Wanbo	  七号线站台（燕山方向的头端） 十八号线站台（洗村方向的头端） Line 7 Platform(head end toward Yanshan) Line 18 Platform(head end toward Xiancun)  十八号线站台（洗村方向的头端） Line 18 Platform(head end toward Xiancun)	车站控制室附近 Near the Station Control Center
员岗 Yuangang	  站台（美的大道方向的头端） Platform(head end toward Meidi Dadao)	车站控制室附近 Near the Station Control Center
板桥 Banqiao	  站台（美的大道方向的头端） Platform(head end toward Meidi Dadao)	车站控制室附近 Near the Station Control Center
大学城南 Higher Education Mega Center S.	  C出口通道 Exit C Channel	车站控制室附近 Near the Station Control Center 站厅A出入口附近 Near Exit A of the Concourse
深井 Shenjing	  站台（燕山方向的头端） Platform(head end toward Yanshan)	车站控制室附近 Near the Station Control Center
长洲 Changzhou	  站台（燕山方向的头端） Platform(head end toward Yanshan)	车站控制室附近 Near the Station Control Center
洪圣沙 Hongshengsha		
裕丰围 Yufengwei	  七号线站厅非付费区（靠近D口） 七号线站厅付费区中部 十三号线站台（鱼珠方向的头端） Concourse Non-paid area of Line 7(Near Exit D) Middle of the paid area of Line 7 concourse Line 13 Platform(head end toward Yuzhu)	车站控制室附近 Near the Station Control Center
大沙东 Dashadong	  七号线站台（美的大道方向的头端） 七号线站厅非付费区通道（与五号线连通处） Line 7 Platform(head end toward Meidi Dadao) Non-paid area of Line 7 concourse (passage access to Line 5)	车站控制室附近 Near the Station Control Center
姬堂 Jitang	  站台（美的大道方向的头端） Platform(head end toward Meidi Dadao)	车站控制室附近 Near the Station Control Center
加庄 Jiazhuang	  站台（燕山方向的头端） Platform(head end toward Yanshan)	车站控制室附近 Near the Station Control Center
科丰路 Kefeng Lu	  站台（美的大道方向的头端） Platform(head end toward Meidi Dadao)	车站控制室附近 Near the Station Control Center
萝岗 Luogang	  六号线站台（香雪方向的尾端） 七号线站台（美的大道方向的尾端） Line 6 Platform(tail end toward Xiangxue) Line 7 Platform(tail end toward Meidi Dadao)  七号线站台（美的大道方向的尾端） Line 7 Platform(tail end toward Meidi Dadao)	车站控制室附近 Near the Station Control Center
水西 Shuixi	  七号线站台（燕山方向的头端） 二十一号线站台（天河公园方向的头端） Line 7 Platform(head end toward Yanshan) Line 21 Platform(head end toward Tianhe Park)	站厅A口附近 Near Exit A of the Concourse 站厅F口附近 Near Exit F of the Concourse
燕山 Yanshan	  站台（美的大道方向的头端、燕山方向的尾端） Platform(head end toward Meidi Dadao / tail end toward Yanshan)	车站控制室附近 Near the Station Control Center

车站名称 Station	8号线 Line 8	
	   	
滘心 Jiaoxin	  站台（万胜围方向的尾端） Platform(tail end toward Wanshengwei)	车站控制室附近 Near the Station Control Center
亭岗 Tinggang	  站台（万胜围方向的头端） Platform(head end toward Wanshengwei)	车站控制室附近 Near the Station Control Center
石井 Shijing	  站台（滘心方向的头端） Platform(head end toward Jiaoxin)	车站控制室附近 Near the Station Control Center
小坪 Xiaoping	  站台（滘心方向的头端） Platform(head end toward Jiaoxin)	车站控制室附近 Near the Station Control Center
石潭 Shitan	  站台（滘心方向的头端） Platform(head end toward Jiaoxin)	车站控制室附近 Near the Station Control Center 换乘通道安检点附近 Point in the interchange passage
聚龙 Julong	  站台（万胜围方向的头端） Platform(head end toward Wanshengwei)	车站控制室附近 Near the Station Control Center
上步 Shangbu	  站台（万胜围方向的头端） Platform(head end toward Wanshengwei)	车站控制室附近 Near the Station Control Center
同德 Tongde	  站台（滘心方向的头端） Platform(head end toward Jiaoxin)	车站控制室附近 Near the Station Control Center
鹅掌坦 Ezhangtan	  站台（滘心方向的头端） Platform(head end toward Jiaoxin)	车站控制室附近 Near the Station Control Center
西村 Xicun	  站厅非付费区（靠近F口） Concourse Non-paid area(Near Exit F)	车站控制室附近 Near the Station Control Center 站厅G口智能客服中心附近 Near the Smart Customer Service Center at Exit G of the Concourse
彩虹桥 Caihong Bridge	  站厅非付费区（靠近A口） 十一号线站台（外环方向的头端） Concourse Non-paid area(Near Exit A) Line 11 Platform(head end toward outer circle)	车站控制室附近 Near the Station Control Center
陈家祠 Chen Clan Academy	  站厅非付费区（靠近E口）/八号线站台（女卫生间在滘心方向的头端、男卫生间和第三卫生间在万胜围方向的尾端） Concourse Non-paid area(Near Exit E)/ Line 8 Platform (women's toilet is at the head end toward Jiaoxin, men's toilet and family toilet are at the tail end toward Wanshengwei)   站厅非付费区（靠近A/E口） Concourse Non-paid area(Near Exit A/E)	车站控制室附近 Near the Station Control Center
华林寺 Hualinsi Buddhist Temple	  站台（女卫生间和母婴室在万胜围方向的尾端与滘心方向的尾端之间通道处，男卫生间和第三卫生间在站台中部） Platform(Women's toilet and nursery are at the passage between end of the train heading for Wanshengwei, and head of the train heading for Jiaoxin; men's toilet and family toilet at middle of the platform)	车站控制室附近 Near the Station Control Center

文化公园 Cultural Park	  站厅非付费区（靠近B口）/八号线站台（万胜围方向的头端与滘心方向的尾端之间通道处） Concourse Non-paid area(Near Exit B) / Line 8 Platform(in the passage between the head end toward Wanshengwei and the tail end toward Jiaoxin)   八号线站台（滘心方向的尾端） Line 8 Platform(tail end toward Jiaoxin)	车站控制室附近 Near the Station Control Center  站厅A出入口出闸机附近 Near the Entrance Gates at Exit /Entrance A of the Concourse
同福西 Tongfuxi	  站台（滘心方向的头端） Platform(head end toward Jiaoxin)	车站控制室附近 Near the Station Control Center
凤凰新村 Fenghuang Xincun	  A出口，凤凰创意园，出口直行约100米 Exit A, in Phoenix Creative Park, go straight ahead from the Exit for about 100 meters   站厅非付费区（靠近A口） Concourse Non-paid area(Near Exit A)	车站控制室附近 Near the Station Control Center
沙园 Shayuan	  A出口，乐峰广场内，出口右转约100米 Exit A, in Rock Square, turn right from the Exit and walk for about 100 meters	车站控制室附近 Near the Station Control Center
宝岗大道 Baogang Dadao	  D出口，宝岗汇内，出口右转约100米 Exit D, in Bao Gang Hui, turn right from the Exit and walk for about 100 meters	站厅C出入口车控室附近 Near the Station Control Center at Exit C of the Concourse
昌岗 Changgang	  E出口，海珠合生生活天地二层，出口直行约100米； C1出口，广东现代广告创意中心二层，出口直行约100米 Exit E, on the 2nd floor of Haizhu Hopson Life Center, go straight ahead from the Exit for about 100 meters Exit C1, on the 2nd floor of Guangdong Modern Advertising Creative Center, go straight ahead from the Exit for about 100 meters   八号线站厅中部（非付费区） Central concourse of Line 8（Non-paid area）	车站控制室附近 Near the Station Control Center  站厅E出口出闸机附近 Near the Gates at Exit / Entrance E of the Concourse
晓港 Xiaogang	  C出口市政公共卫生间（C口过对面马路右转，约30米） Exit C, cross the street, turn right and walk for about 30 meters	车站控制室附近 Near the Station Control Center
中大 Sun Yat-sen University	  A出口，中国海油加油站内，出口右转约100米 B出口，中山大学国家大学科技园内，出口右转约50米 C2出口，美景纺织城销售中心内（合建口），出口右转约50米 Exit A, in CNOOC Gas Station, turn right from the Exit and go for about 100 meters Exit B, in Sun Yat-sen University Science Park, turn right from the Exit and go for about 50 meters Exit C2, in Meijing Textile City Sales Center (Joint-building Exit), turn right from the Exit and go for about 50 meters	车站控制室附近 Near the Station Control Center
鹭江 Lujiang	  B出口，羊城秀商场内，出口右转约150米 Exit B, in Youth Shows Mall, turn right from the Exit and walk for about 150 meters   站厅C口附近 Near Exit C of the Concourse	车站控制室附近 Near the Station Control Center





华师 South China Normal University	  十一号线站台（外环方向的头端） Line 11 platform (head end toward outer circle)	三号线车站控制室附近 Near the control center of Line 3 station 十一号线车站控制室附近 （靠近F口） Near the control center of Line 11 station (near Exit F)
龙口西 Longkou West	  站厅非付费区通道（靠近D口） Non-paid area passage in the concourse (near Exit D)	车站控制室附近 Near the Station Control Center
广州东站 Guangzhou East Railway Station		
沙河 Shahe	  负一层站厅进闸机附近（付费区） Near the gates at the entrance of Floor B1 concourse (paid area)	站厅层车控室附近 负一站厅层中部 Near the control center on the concourse floor, in the middle of Floor B1 station concourse
云台花园 Yuntai Garden	  站台（外环方向的尾端） 站厅非付费区（靠近A口） Platform (tail end toward outer circle) Concourse Non-paid area(Near Exit A)   站台（外环方向的头端） Platform (head end toward outer circle)	车站控制室附近 Near the Station Control Center
大金钟路 Dajinzhong Road	  站台（外环方向的头端） Platform (head end toward outer circle)	车站控制室附近 Near the Station Control Center
中医药大学 Guangzhou University of Chinese Medicine	  站台（外环方向的尾端） Platform(tail end toward outer circle)	车站控制室附近 Near the Station Control Center
梓元岗 Ziyuangang	  站台（内环方向的头端） Platform(head end toward inner circle)	站厅B/C口附近 Near Exit B/C of the Concourse
广州火车站 Guangzhou Railway Station		
流花 Liuhua	  站台（外环方向头端） Platform(head end toward outer circle)	车站控制室附近 Near the Station Control Center
彩虹桥 Caihong Bridge	  站厅非付费区（靠近A口） 十一号线站台（外环方向的头端） Concourse Non-paid area(Near Exit A) Line 11 Platform(head end toward outer circle/ tail end toward inner circle)	车站控制室附近 Near the Station Control Center
中山八 Zhongshanba	  付费区负三层（具体位置请留意站内导向指引或咨询工作人员） Floor B3 mezzanine level paid area (please follow the signs in the station or ask the staff for the exact location)	车站控制室附近 （靠近A口/E口） Near the control center (near Exit A/E)

如意坊 Ruyifang	  六号线站台（浔峰岗方向的头端） Line 6 Platform(head end toward Xunfenggang)   站厅非付费区（靠近B口） Non-paid area of Line 6 concourse(Near Exit B)    十一号线站台（女卫生间和母婴室在外环方向的头端、男卫生间和第三卫生间在内环方向的尾端） Line 11 Platform(women's toilet and nursery are at the head end toward outer circle, men's toilet and family toilet are at the tail end toward inner circle)	车站控制室附近 Near the Station Control Center
石围塘 Shiweitang	  站台（外环方向的头端） Platform(head end toward outer circle)	车站控制室附近 Near the Station Control Center
芳村 Fangcun	  十一号线站台(内环方向的尾端) Line 11 Platform(tail end toward inner circle)   十一号线站台(外环方向的头端) Line 11 Platform(head end toward outer circle)	车站控制室附近 Near the Station Control Center
大冲口 Dachongkou	  站台（外环方向的尾端） Platform(tail end toward outer circle)	车站控制室附近 Near the Station Control Center
沙涌 Shachong	  广佛线站台（新城东方向的头端） 十一号线站台（外环方向的头端） Guangfo Line Platform(head end toward Xincheng Dong) Line 11 Platform(head end toward outer circle)   十一号线站台（内环方向的尾端） Line 11 Platform(tail end toward inner circle)	车站控制室附近 Near the Station Control Center
鹤洞东 Hedong East	  站台（内环方向的头端） Platform(head end toward inner circle)	车站控制室附近 Near the Station Control Center
槎园 Diyuan	  站台（内环方向的尾端） Platform(tail end toward inner circle)	车站控制室附近 Near the Station Control Center
燕岗 Yangang	  广佛线站台（沥滘方向的头端） 十一号线站台（外环方向的头端） Guangfo Line Platform(head end toward Lijiao) Line 11 Platform(head end toward outer circle)   十一号线站台（内环方向的尾端） Line 11 Platform(tail end toward inner circle)	车站控制室附近 Near the Station Control Center
江泰路 Jiangtai Road	  十一号线站台（内环方向的头端、外环方向尾端） Line 11 Platform(head end toward inner circle/ tail end toward outer circle)	二号线车站控制室附近 （靠近D口） Near the control center of Line 2 station(Near Exit D) 十一号线站厅中部智能 客服中心附近 Near the smart customer service center at center of Line 11 concourse
五凤 Wufeng	  站台（外环方向的头端） Platform(head end toward outer circle)	车站控制室附近 Near the Station Control Center
逸景路 Yijing Road	  站台（外环方向的头端） Platform(head end toward outer circle)	车站控制室附近 Near the Station Control Center
上涌 Shangchong	  站厅非付费区通道（靠近D口） Non-paid area passage in the concourse (near Exit D)	车站控制室附近 Near the Station Control Center
大塘 Datang	  十一号线站台（外环方向的头端、内环方向的尾端） Line 11 Platform(head end toward outer circle/ tail end toward inner circle)	车站控制室附近 Near the Station Control Center

龙潭 Longtan	<div><div>十一号线站台（外环方向的尾端） Line 11 Platform(tail end toward outer circle)</div><div>十八号线站台（洗村方向的头端） Line 18 Platform(head end toward Xiancun)</div></div>	十一号线车站控制室附近 Near the control center of Line 11 station 站厅非付费区（靠近C口） Concourse Non-paid area (Near Exit C)
车站名称 Station	<div>13号线 Line 13</div>	
	<div><div>  </div><div></div></div> <div></div>	
鱼珠 Yuzhu	<div><div>C出口（出口右转约10米） 十三号线站台（鱼珠方向的头端） Exit C(turn right from the Exit and walk for about 10 meters) Line 13 Platform(head end toward Yuzhu)</div><div>十三号线站台（鱼珠方向的头端） Line 13 Platform(head end toward Yuzhu)</div></div>	车站控制室附近 Near the Station Control Center
裕丰围 Yufengwei	<div><div>七号线站厅非付费区（靠近D口） 七号线站厅付费区中部 十三号线站台（鱼珠方向的头端） Concourse Non-paid area of Line 7(Near Exit D) Middle of the paid area of Line 7 concourse Line 13 Platform(head end toward Yuzhu)</div><div></div></div>	车站控制室附近 Near the Station Control Center
双岗 Shuanggang	<div><div>  站台（鱼珠方向的头端） Platform(head end toward Yuzhu)</div></div>	车站控制室附近 Near the Station Control Center
南海神庙 Nanhai God Temple	<div><div>  站台（新沙方向的头端） Platform(head end toward Xinsha)</div></div>	车站控制室附近 Near the Station Control Center
夏园 Xiayuan	<div><div>五号线站台（黄埔新港方向的头端） 十三号线站台（新沙方向的头端） Line 5 Platform(head end toward Huangpu New Port) Line 13 Platform(head end toward Xinsha)</div><div></div></div>	站厅A、C出口附近 Near Exit A/C of the Concourse
南岗 Nangang	<div><div>  站台（鱼珠方向的头端） Platform(head end toward Yuzhu)</div></div>	车站控制室附近 Near the Station Control Center
沙村 Shacun	<div><div>  站台（鱼珠方向的头端） Platform(head end toward Yuzhu)</div></div>	车站控制室附近 Near the Station Control Center
白江 Baijiang	<div><div>  站台（新沙方向的头端） Platform(head end toward Xinsha)</div></div>	车站控制室附近 Near the Station Control Center
新塘 Xintang	<div><div> 站台（新沙方向的头端、鱼珠方向的头端） Platform(head end toward Xinsha \ head end toward Yuzhu)</div><div></div></div>	车站控制室附近 Near the Station Control Center
官湖 Guanhu	<div><div>  站台（新沙方向的头端） Platform(head end toward Xinsha)</div></div>	车站控制室附近 Near the Station Control Center
新沙 Xinsha	<div><div>  站台（鱼珠方向的头端） Platform(head end toward Yuzhu)</div></div>	车站控制室附近 Near the Station Control Center

车站名称 Station	<div>14号线 Line 14</div>	
	<div><div>  </div><div></div></div> <div></div>	
镇龙 Zhenlong	<div><div> 站台（天河公园方向的尾端\增城广场方向的头端） Platform( tail end toward Tianhe Park \ head end toward Zengcheng Square)</div><div></div></div>	站厅C出入口车控室附近 站厅A出入口闸机附近 Near the Station Control Center at Exit C of the Concourse Near the Gates at Exit A of the Concourse
镇龙北 Zhenlongbei	<div><div> 站台（新和方向的头端） Platform(head end toward Xinhe)</div><div></div></div> <div>站厅A出入口车控室附近 Near the Station Control Center at Exit A of the Concourse</div>	车站C出入口车控室附近 Near the Station Control Center at Exit C of the Concourse
汤村 Tangcun	<div><div>  站台（新和方向的头端） Platform(head end toward Xinhe)</div></div>	车站A出入口车控室附近 Near the Station Control Center at Exit A of the Concourse
旺村 Wangcun	<div><div>  站台（镇龙方向的头端） Platform(head end toward Zhenlong)</div></div>	车站C出入口车控室附近 Near the Station Control Center at Exit C of the Concourse
何棠下 Hetangxia	<div><div>  站台（新和方向的头端） Platform(head end toward Xinhe)</div></div>	车站A出入口车控室附近 Near the Station Control Center at Exit A of the Concourse
知识城 Sino-Singapore Guangzhou Knowledge City	<div><div>  站台（新和方向的头端） Platform(head end toward Xinhe)</div></div>	车站B出入口车控室附近 Near the Station Control Center at Exit B of the Concourse
枫下 Fengxia	<div><div>  站台（新和方向的头端） Platform(head end toward Xinhe)</div></div>	车站A出入口车控室附近 Near the Station Control Center at Exit A of the Concourse
新南 Xinnan	<div><div> 站台（镇龙方向的头端） Platform(head end toward Zhenlong)</div><div></div></div> <div>站厅C出入口微型消防站附近 Near the Fire Station at Exit C of the Concourse.</div>	
红卫 Hongwei	<div><div>  站台（新和方向的头端） Platform(head end toward Xinhe)</div></div>	站厅A出入口微型消防站附近 Near the Fire Station at Exit A of the Concourse.
新和 Xinhe	<div><div>  站厅付费区 Concourse paid area</div></div>	车站B出入口车控室附近 Near the Station Control Center at Exit B of the Concourse
嘉禾望岗 Jiahewanggang	<div><div> B出口（出口左转约30米） 站厅非付费区（靠近E口） Exit B (turn left, about 30 meters away) Concourse Non-paid area( Near Exit E)</div><div></div></div> <div>站厅H出入口闸机附近 站厅A出入口附近 站厅B出入口车控室附近 Near the Gates at Exit/Entrance H of the Concourse Near Exit/Entrance A of the Concourse Near the Station Control Center at Exit B of the Concourse</div>	
白云东平 Baiyun Dongping	<div><div>  站台（嘉禾望岗方向的头端） Platform(head end toward Jiahewanggang)</div></div>	车站F出入口车控室附近 Near the Station Control Center at Exit F of the Concourse

夏良 Xialiang	  站台（东风方向的头端） Platform(head end toward Dongfeng)	站厅C出入口微型消防站附近 Near the Fire Station at Exit C of the Concourse
太和 Taihe	  站台（嘉禾望岗方向的尾端） Platform(tail end toward Jiahewanggang)	车站D出入口车控室附近 Near the Station Control Center at Exit D of the Concourse
竹料 Zhuliao	  站厅付费区 Concourse paid area	站厅C出入口微型消防站附近 Near the Fire Station at Exit C of the Concourse
钟落潭 Zhongluotan	  站厅付费区 Concourse paid area	站厅B2出入口微型消防站附近 Near the Fire Station at Exit B2 of the Concourse
马沥 Mali	  站厅付费区 Concourse paid area	车站A出入口车控室附近 Near the Station Control Center at Exit A of the Concourse
太平 Taiping	  站厅付费区 Concourse paid area	站厅B出入口闸机附近 Near the Exit Gates at Exit B of the Concourse
神岗 Shengang	  站厅非付费区（靠近B口） Concourse Non-paid area（Near Exit B)	车站A出入口车控室附近 Near the Station Control Center at Exit A of the Concourse
赤草 Chicao	  站厅付费区（车站控制室附近） Concourse paid area（Near the Station Control Center）	站厅中部车控室附近 In the middle of the concourse and near the Station Control Center
从化客运站 Conghua Coach Terminal	  站台（东风方向的头端） Platform(head end toward Dongfeng)	车站C出入口车控室附近 Near the Station Control Center at Exit C of the Concourse
东风 Dongfeng	  站台（嘉禾望岗方向的头端、东风方向的尾端） Platform(head end toward Jiahewanggang/tail end toward Dongfeng) -----  站厅非付费区（靠近D口） Concourse Non-paid area（Near Exit D）	车站D出入口车控室附近 Near the Station Control Center at Exit D of the Concourse
车站名称 Station	<div><div>18号线 Line 18</div><div></div><div></div></div>	
万顷沙 Wanqingsha	  站台（洗村方向的头端） Platform(head end toward Xiancun)	站厅非付费区（靠近C口） Concourse Non-paid area（Near Exit C）
横沥 Hengli	  站台（万顷沙方向的头端） Platform(head end toward Wanqingsha)	车站控制室附近 Near the Station Control Center
番禺广场 Panyu Square	  十八号线站台（万顷沙方向的头端） 二十二号线站台（陈头岗方向的尾端） Line 18 Platform(head end toward Wanqingsha) Line 22 Platform(tail end toward Chentougang)	车站控制室附近 Near the Station Control Center 十八号线站厅换乘通道附近 Near the transfer passage of stations along Line 18
南村万博 Nancun Wanbo	  七号线站台（燕山方向的头端） 十八号线站台（洗村方向的头端） Line 7 Platform(head end toward Yanshan) Line 18 Platform(head end toward Xiancun) -----  十八号线站台（洗村方向的头端） Line 18 Platform(head end toward Xiancun)	车站控制室附近 Near the Station Control Center

沙溪 Shaxi	  站台（洗村方向的尾端） Platform(tail end toward Xiancun)	站厅非付费区（靠近A口） Concourse Non-paid area（Near Exit A）
龙潭 Longtan	  十一号线站台（外环方向尾端） Line 11 Platform(tail end toward outer circle)   十八号线站台（洗村方向的头端） Line 18 Platform(head end toward Xiancun)	十一号线车站控制室附近 Near the control center of Line 11 station 站厅非付费区（靠近C口） Concourse Non-paid area（Near Exit C）
磨碟沙 Modiesha	  十八号线站台（洗村方向的尾端） Line 18 Platform(tail end toward Xiancun)	车站控制室附近 Near the Station Control Center
洗村 Xiancun	  站台（万顷沙方向的头端） Platform(head end toward Wanqingsha)	车站控制室附近 Near the Station Control Center
车站名称 Station	<div><div>21号线 Line 21</div><div></div><div></div></div>	
天河公园 Tianhe Park	  站台（十一号线外环方向、二十一号线增城广场方向的头端/十一号线内环方向、二十一号线天河公园方向的尾端） Platform（Line 11 toward outer circle and Line 21 toward Zengcheng Square at the head end / Line 11 toward inner circle and Line 21 toward Tianhe Park at the tail end）	车站控制室附近 Near the Station Control Center
棠东 Tangdong	  站台（增城广场方向的尾端） Platform(tail end toward Zengcheng Square)	站厅A口附近 Near Exit A of the Concourse
黄村 Huangcun	  二十一号线站台(男卫生间、第三卫生间在增城广场方向的尾端，女卫生间和母婴室在天河公园方向的头端) Line 21 Platform(men's toilet and family toilet are at the tail end toward Zengcheng Square, women's toilet and nursery are at the head end toward Tianhe Park)	站厅D出入口车控室附近 站厅F出入口车控室附近 Near the Station Control Center at Exit D of the Concourse Near the Station Control Center at Exit F of the Concourse
大观南路 Daguannanlu	  站台（增城广场方向的尾端） Platform(tail end toward Zengcheng Square)	站厅A口附近 Near Exit A of the Concourse
天河智慧城 Tianhe Smart City	  站台（增城广场方向的尾端） Platform(tail end toward Zengcheng Square)	站厅D口附近 Near Exit D of the Concourse
神舟路 Shenzhoulu	  站台（增城广场方向的头端） Platform(head end toward Zengcheng Square)	站厅A口附近 Near Exit A of the Concourse
科学城 Science City	  站台（增城广场方向的尾端） Platform(tail end toward Zengcheng Square)	站厅A1口附近 Near Exit A1 of the Concourse
苏元 Suyuan	  六号线站台（香雪方向的头端） 二十一号线站台（增城广场方向的尾端） Line 6 Platform(head end toward Xiangxue) Line 21 Platform(tail end toward Zengcheng Square) -----   二十一号线站台（增城广场方向的尾端） Line 21 Platform(tail end toward Zengcheng Square)	站厅B口附近 Near Exit B of the Concourse 站厅D口附近 Near Exit D of the Concourse

水西 Shuixi	<div><div>七号线站台（燕山方向的头端）</div><div>二十一号线站台（天河公园方向的头端）</div></div> <div>Line 7 Platform(head end toward Yanshan) Line 21 Platform(head end toward Tianhe Park)</div>	站厅A口附近 Near Exit A of the Concourse  站厅F口附近 Near Exit F of the Concourse
长平 Changping	<div><div>D出口通道</div><div>Exit D Channel</div></div> <div><div>换向层</div><div>Transition</div></div>	站厅中部（天河公园方向） In the middle of the Concourse (Bound for Tianhe Park)
金坑 Jinkeng	<div><div>B出口</div><div>Exit B</div></div> <div><div>站厅非付费区（靠近B口）</div><div>Concourse Non-paid area(Near Exit B)</div></div>	站厅B口附近 Near Exit B of the Concourse
镇龙西 Zhenlongxi	<div><div>站台（天河公园方向的头端\</div><div>增城广场方向的尾端）</div><div>Platform(head end toward Tianhe Park \</div><div>tail end toward Zengcheng Square)</div></div> <div><div></div></div>	站厅D口附近 Near Exit D of the Concourse
镇龙 Zhenlong	<div><div>站台（天河公园方向的尾端\</div><div>增城广场方向的头端）</div><div>Platform(tail end toward Tianhe Park \</div><div>head end toward Zengcheng Square)</div></div> <div><div></div></div>	站厅C出入口控室附近 站厅A出入口闸机附近 Near the Station Control Center at Exit C of the Concourse Near the Gates at Exit A of the Concourse
中新 Zhongxin	<div><div>站台(增城广场方向的头端)</div><div>Platform(head end toward Zengcheng Square)</div></div> <div><div></div></div>	站厅C口附近 Near Exit C of the Concourse
坑贝 Kengbei	<div><div>站台（增城广场方向的尾端）</div><div>Platform(tail end toward Zengcheng Square)</div></div> <div><div></div></div>	站厅B口附近 Near Exit B of the Concourse
凤岗 Fenggang	<div><div>站台（增城广场方向的尾端）</div><div>Platform(tail end toward Zengcheng Square)</div></div> <div><div></div></div>	站厅A口附近 Near Exit A of the Concourse
朱村 Zhucun	<div><div>A出口站厅层，出口右转直行约30米</div><div>In the concourse, turn right from exit A</div><div>and walk straight ahead for about 30 meters</div></div> <div><div></div></div>	站厅A口附近 Near Exit A of the Concourse
山田 Shantian	<div><div>A出口，右转直行约50米</div><div>Exit A, turn right from the Exit,</div><div>and go straight ahead for about 50 meters</div></div> <div><div></div></div>	站厅A口附近 Near Exit A of the Concourse
钟岗 Zhonggang	<div><div>站台（增城广场方向的尾端）</div><div>Platform(tail end toward Zengcheng Square)</div></div> <div><div></div></div>	站厅D口附近 Near Exit D of the Concourse
增城广场 Zengcheng Square	<div><div>站台（增城广场方向头端）</div><div>Platform(head end toward Zengcheng Square)</div></div> <div><div>站厅非付费区（靠近B口）</div><div>Concourse Non-paid area(Near Exit B)</div></div>	站厅E口附近 Near Exit E of the Concourse

车站名称 Station	<div>22号线 Line 22</div> <div><div>  </div><div></div></div> <div><div></div></div>	
番禺广场 Panyu Square	<div><div>十八号线站台（万顷沙方向的头端）</div><div>Line 18 Platform(head end toward Wanqingsha)</div></div> <div><div>Line 22 Platform(tail end toward Chentougang)</div></div>	车站控制室附近 Near the Station Control Center 十八号线站厅换乘通道附近 Near the transfer passage of stations along Line 18
市广路 Shiguanglu	<div><div>站台（女卫生间和母婴室在番禺广场方向的头端,</div><div>男卫生间和第三卫生间在陈头岗方向的尾端）</div><div>Platform( women's toilet and nursery are at the head end toward Panyu Square, men's toilet and family toilet are at the tail end toward Chentougang)</div></div> <div><div></div></div>	车站控制室附近 Near the Station Control Center
广州南站 Guangzhou South Railway Station	<div><div>二十二号线站台（女卫生间和母婴室在陈头岗方向的尾端，男卫生间和第三卫生间在番禺广场方向的头端）</div><div>Line 22 Platform(women's toilet and nursery are at the tail end toward Chentougang, men's toilet and family toilet are at the head end toward Panyu Square)</div></div> <div><div>佛山地铁二号线站厅付费区</div><div>（具体位置可咨询车站工作人员）</div><div>In the concourse paid area of Foshan Metro Line 2 (please ask the station staff for the specific location)</div></div>	车站控制室附近(靠近F口) Near the Station Control Center( Near Exit F ) 站厅E口进闸机附近 Near the Gates at Entrance E of the Concourse 站厅非付费区(靠近R口) Concourse Non-paid area ( Near Exit R ) 车站控制室附近(靠近M口) Near the Station Control Center( Near Exit M )
陈头岗 Chentougang	<div><div>站台（男女卫生间、母婴室在番禺广场方向的头端，第三卫生间在陈头岗方向的尾端）</div><div>Platform(men's toilet\ women's toilet \nursery are at the head end toward Panyu Square, family toilet is at the tail end toward Chentougang)</div></div> <div><div></div></div>	车站控制室附近 Near the Station Control Center
车站名称 Station	<div>广佛线 Guangfo Line</div> <div><div>  </div><div></div></div> <div><div></div></div>	
新城东 Xincheng Dong	<div><div>站台（新城东方向的头端）</div><div>Platform(head end toward Xincheng Dong)</div></div> <div><div></div></div>	车站控制室附近 Near the Station Control Center
东平 Dongping	<div><div>广佛线站台（新城东方向的尾端）、佛山3号线站台(男卫生间、无障碍卫生间在顺德学院站方向的站台头端、女卫生间在中山公园方向的尾端)</div><div>Guangfo Line Platform(tail end toward Xincheng Dong)\ Foshan Line 3 Platform(men's toilet and accessible toilet are at the head end toward Shunde College Railway Station, women's toilet is at the tail end toward Zhongshan Park)</div></div> <div><div></div></div> <div><div>佛山3号线站台（顺德学院站方向的头端）</div><div>Foshan Line 3 Platform(head end toward Shunde College Railway Station)</div></div>	车站控制室附近 Near the Station Control Center
世纪莲 Shijilian	<div><div>站台（沥滘方向的头端）</div><div>Platform(head end toward Lijiao)</div></div> <div><div></div></div>	车站控制室附近 Near the Station Control Center
澜石 Lanshi	<div><div>站台（沥滘方向的头端）</div><div>Platform(head end toward Lijiao)</div></div> <div><div></div></div>	车站控制室附近 Near the Station Control Center



魁奇路 Kuiqi Lu	  佛山2号线站台(南庄方向的尾端) Foshan Line 2 Platform(tail end toward Nanzhuang)	车站控制室附近 Near the Station Control Center
季华园 Jihua Park	 D出口，万科里商场内，出口直行约100米 Exit D, in Wankeli, go straight ahead from the Exit for about 100 meters	车站控制室附近 Near the Station Control Center
同济路 Tongji Lu	 A出口，同济广场内，出口右转约100米 B出口，金马剧院内，出口右转约80米 Exit A, in Tongji Plaza, turn right from the Exit and walk for about 100 meters Exit B, in Jinma Theatre, turn right from the Exit and walk for about 80 meters	车站控制室附近 Near the Station Control Center
祖庙 Zumiao	 C出口，岭南站内，出口右转约100米 Exit C, in Nova, turn right from the Exit and walk for about 100 meters	车站控制室附近 Near the Station Control Center
普君北路 Pujun Beilu	 A出口，兆祥公园内，出口往后走约100米 Exit A, in Zhaoxiang Park, about 100 meters in the reverse direction from the exit.	车站控制室附近 Near the Station Control Center
	 站厅非付费区（靠近C口） Concourse Non-paid area(Near Exit C)	
朝安 Chao'an	 B出口市政公厕（出口左转星河云颂府内，约100米） Public toilet near Exit B (In Galaxy Cloudland to the left of the exit, about 100 meters)	车站控制室附近 Near the Station Control Center
桂城 Guicheng	 佛山3号线站台(女卫生间在往顺德学院站方向的尾端、男卫生间往中山公园方向的头端） Foshan Line 3 Platform(women's toilet is at the tail end toward Shunde College Railway Station, men's toilet is at the head end toward Zhongshan Park)	车站控制室附近 Near the Station Control Center
	 佛山 3 号线站台 Foshan Line 3 Platform	
南桂路 Nangui Lu	 B1出口市政公共卫生间（出口右转直走约50米） Exit A, 50m in Yue Plaza	车站控制室附近 Near the Station Control Center
蟠岗 Leigang	 B出口，中海寰宇城商场，出口直行再左转约30米 Exit B, in Uni Park, go straight ahead from the Exit, turn left, and walk for about 30 meters	车站控制室附近 Near the Station Control Center
千灯湖 Qiadeng Lake	 C出口市政公共卫生间（出口直行约20米） Public toilet near Exit C (after going out of the station, go straight ahead for about 20 meters)	车站控制室附近 Near the Station Control Center 站厅C口客服中心附近 Near the Customer Service Center at Exit C of the Concourse
金融高新区 Financial Hi-Tech Zone	 合建口，金融城广场购物中心内，约150米 Joint-building Exit, 150m in Financial City Square Shopping Mall	车站控制室附近 Near the Station Control Center 站厅B口客服中心附近 Near the Customer Service Center at Exit B of the Concourse
	 站厅非付费区（靠近A口） Concourse Non-paid area(Near Exit A)	
龙溪 Longxi	 A出口，花鱼之家，出口右转约200米 Exit A, in Huayu Zhijia, turn right from the Exit and walk for about 200 meters	车站控制室附近 Near the Station Control Center
菊树 Jushu	如有需要请与车站工作人员联系。 Please contact our staff if you need.	站厅中部 In the middle of the concourse

西塱 Xilang	如有需要请与车站工作人员联系。 Please contact our staff if you need.	车站控制室附近 Near the Station Control Center
鹤洞 Hedong	 站台（新城东方向的头端） Platform(head end toward Xincheng Dong)	车站控制室附近 Near the Station Control Center
沙涌 Shachong	 广佛线站台（新城东方向的头端） 十一号线站台（外环方向的头端） Guangfo Line Platform(head end toward Xincheng Dong) Line 11 Platform(head end toward outer circle)	车站控制室附近 Near the Station Control Center
	 十一号线站台（内环方向的尾端） Line 11 Platform(tail end toward inner circle)	
沙园 Shayuan	 A出口，乐峰广场内，出口右转约100米 Exit A, in Rock Square,turn right from the Exit and walk for about 100 meters	车站控制室附近 Near the Station Control Center
燕岗 Yangang	 广佛线站台（沥滘方向的头端） 十一号线站台（外环方向的头端） Guangfo Line Platform(head end toward Lijiao) Line 11 Platform(head end toward outer circle)	车站控制室附近 Near the Station Control Center
	 十一号线站台（内环方向的尾端） Line 11 Platform(tail end toward inner circle)	
石溪 Shixi	 站台（新城东方向的头端） Platform(head end toward Xincheng Dong)	车站控制室附近 Near the Station Control Center
	 站台（新城东方向的尾端） Platform(tail end toward Xincheng Dong)	
南洲 Nanzhou	 广佛线站台（新城东方向的头端） Guangfo Line Platform(head end toward Xincheng Dong)	车站控制室附近 Near the Station Control Center
	 站厅非付费区（靠近A口） Concourse Non-paid area(Near Exit A)	
沥滘 Lijiao	 广佛线站台中部（新城东方向） In the middle of the Guangfo Line Platform (Bound for Xincheng Dong)	车站控制室附近 Near the Station Control Center
	 站厅非付费区（靠近A口） Concourse Non-paid area(Near Exit A)	
车站名称 Station		
	   	
广州塔 Canton Tower	 APM线站厅付费区 Paid area of APM Line concourse	车站控制室附近 Near the Station Control Center
	 APM线站厅非付费区 Non-paid area of APM Line concourse	
海心沙 Haixinsha	 A出口，负一层停车场内，出口左转约50米 Exit A, inside the parking lot on the 1st floor underground, turn left from the Exit and walk for about 50 meters	车站控制室附近 Near the Station Control Center

大剧院 Guangzhou Opera House	 A、B出口停车场内，出口左转约50米 Exit A and B,in the parking lot, turn left from the Exit and walk for about 50 meters	车站控制室附近 Near the Station Control Center
花城大道 Huacheng Dadao	 A出口，花城汇商场内，出口左转约20米 Exit A, in Mall of the World, turn left from the Exit and walk for about 20 meters	车站控制室附近 Near the Station Control Center
妇儿中心 Guangzhou Women and Children's Medical Center	 A出口市政公共卫生间（右转50米花城广场小木屋） Public toilet near Exit A (turning right about 50 meters, the Small wooden House of Huacheng Square)	车站控制室附近 Near the Station Control Center
黄埔大道 Huangpu Dadao	 A出口，花城汇商场内，出口左转约60米 Exit A, in Mall of the World, turn left from the Exit and walk for about 60 meters	车站控制室附近 Near the Station Control Center
天河南 Tianhenan	 站厅付费区 Concourse paid area	车站控制室附近 Near the Station Control Center
体育中心南 Tianhe Sports Center South	 A出口，时尚天河商场内，进商场左转约50米 Exit A, in Fashion Tianhe Plaza, turn left after entering the Plaza and walk for about 50 meters	车站控制室附近 Near the Station Control Center
林和西 Linhexi	 B出口市政公共卫生间（出口直行约80米） Public toilet near Exit B (after going out of the station, go straight ahead for about 80 meters)	车站控制室附近 Near the Station Control Center

如遇设备故障不能正常使用，请直接联系车站工作人员或拨打服务热线：96891。

In case of equipment failure and cannot be operated normally, please immediately contact our staff or call the hotline: 96891.

本手册内容更新至2024年12月25日，信息仅供参考，如有变更，请以实际为准。

This manual is updated at Dec. 25, 2024, for reference only. Any changes shall be subject to the actual situation.

本手册信息更新周期为6-12个月，您可以通过官方APP查询最新情况。

This manual is updated every 6 to 12 months. Official APP is suggested for timely query.

请留意站外商业场所卫生间对外开放时间。  
Please pay attention to the opening hours of toilets in commercial venues outside the station.